

Center for Southeast Asian Studies
University of Wisconsin-Madison
207 Ingraham Hall
1155 Observatory Drive
Madison, WI 53706-1397
Tel. 608-263-1755

Nonprofit Org.
U.S. Postage
PAID
Permit No. 658
Madison, WI



Unique Teachers Workshop!
OCTOBER 10, 2009
“Southeast Asian Communities & the Shifting Contexts of Learning”



**UW-MADISON S.E. ASIAN STUDIES
TEACHERS WORKSHOP
Saturday, October 10, 2009**
“Southeast Asian Communities & the Shifting Contexts of Learning”
APPLICATION DEADLINE: October 5, 2009

TEACHERS WORKSHOP ON SOUTHEAST ASIAN STUDIES
“Southeast Asian Communities & the Shifting Contexts of Learning”
Saturday, October 10, 2009
PYLE CENTER, 702 Langdon St., Madison, WI 53706, tel. 608-262-1122

The Center for Southeast Asian Studies at the University of Wisconsin-Madison and the U.S. Department of Education offers a unique opportunity for teachers and other K-12 administrators to explore how Southeast Asian youth are involved in multiple contexts of learning—in the schools and in their own communities outside the schools. This workshop is a “must” for teachers who would like to broaden their understanding of the State’s growing Southeast Asian populations in the context of a fascinating and constantly evolving field of Southeast Asian Studies. The intensive 1-day workshop will be held from 8:30 am until 7:30 pm, on Saturday, October 10, 2009, starting at the Pyle Center, at 702 Langdon Street, and ending at the Cambodian Temple in Oregon, Wisconsin. Preliminary readings will be sent to teachers in preparation for the workshop.

Unique features:

- **A morning session at the Pyle Center: UW-Madison faculty and guest speakers speaking on Thai and Hmong and Cambodian perspectives that will inform your understanding and teaching.**
- **In the afternoon participants will visit the Cambodian Buddhist Temple in Oregon, Wisconsin. We will meet with the Cambodian community leader Sarith Ou, Roger Garms, and other community members and have Cambodian cuisine.**

1 Graduate Credit: For teachers taking the workshop for 1 graduate credit: Teachers attend the 1-day intensive workshop, do the preliminary background reading and submit a report by the deadline of November 17th about what you have learned and your plans for how you will integrate your new knowledge into your teaching. The report form will be distributed at the workshop’s end. Teachers mail this report to Peggy Choy, at the Center for S.E. Asian Studies or e-mail to pachoy@wisc.edu. **Registration** begins immediately with a deadline of October 5, 2009 for up to 25 participants. Register while there is room! We especially encourage a group of teachers and school staff to come from one school—including ESL teachers, media/library specialists, teachers of social studies, unified arts, history culture and geography, as well as principals.

To apply follow these 2 steps:

- Fill-out Teachers Workshop Application form (second page of this flyer) and mail with the registration fee of \$85. Teachers from schools with *more than one* registrant, pay \$75 per person. (Check made out to: **Center for Southeast Asian Studies**). By October 5, 2009 postmarked by 4 pm, send the Teachers Workshop Application Form with registration fee check to: Teachers Workshop, Center for Southeast Asian Studies, 207 Ingraham Hall, 1155 Observatory Drive, Madison, WI 53706.
- Registration for 1 graduate credit. Electronic Application to register for 1 graduate credit from the UW-Madison. (Instructions available on the Center for S.E. Asian Studies website: <http://seasia.wisc.edu/Outreach/twsapp2008.pdf>) After your registration is complete, you will be notified by the Registrar’s office that you can then make your UW-Madison segregated fee payment to the UW-Madison: a check made out to UW-Madison for \$44.25 (for special students) or \$65.38 (current UW graduate student). Tuition is waived! With a UW-Madison registration deadline of October 5, please carry-out this registration process even if you later decide to not take this workshop for 1 graduate credit.

Lodging: Participants must make their own lodging reservations. Possible nearby accommodations can be made at:

The Campus Inn, 601 Langdon Street, Madison, WI 53703, Tel. 608-257-4391.

Lowell Center, 610 Langdon Street, Madison, WI 53703, Tel. 608-256-2621.

Free parking available for lodgers. Breakfast included.

Meals: Morning coffee/tea, and lunch at the Pyle Center. Southeast Asian cuisine will be served at dinner during the off-campus community visit.

REGISTRATION DEADLINE: October 5, 2009 4 p.m. Late applications will be accepted pending space available. **FOR MORE INFORMATION: CONTACT** Peggy Choy, Center for SE Asian Studies, Tel. 608-263-1755




“Southeast Asian Communities & the Shifting Contexts of Learning”

TEACHERS WORKSHOP

Saturday, October 10, 2009

APPLICATION DEADLINE: October 5, 2009



**Center for Southeast Asian Studies
University of Wisconsin-Madison**

**Getting UW Madison Credit for
GENERAL SEMINAR – SE ASIAN COMMUNITIES
272-675, Session NAA, Section 001
Course # 94558**

There are five steps to getting UW Madison credit. Please read through the directions for each step carefully. Telephone “Help” numbers are provided for each step if you have any problems. We hope you enjoy your course!

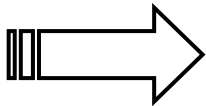
Step 1	<p>Getting admitted to UW Madison as a Special Student <i>In order to take a class at UW Madison, you must first be a student. If you were a special student at UW Madison during the SPRING 2008-09 term, you might not need to re-apply. Call the Adult & Student Services Center (608-263-6960) to check. Current UW Madison students should not become special students. They should just enroll for the class using MyUW. Everyone else should follow the steps below.</i></p>
---------------	---

- Complete and submit the special student web application for the **FALL 2009** term.
*Applications are available online at <https://apply.wisc.edu>. Please apply by **OCTOBER 25, 2009**. Please complete it in full or the process will be delayed. Be sure that you select Non-degree as your **Reason for Applying** and select **UNDS** as your **Applying As** option. Also, be sure to list **GENERAL SEMINAR: SE Asian Communities**.
(NOTE: This workshop is actually held on October 10, 2009, however, if you want credit, make sure you apply and register by the deadlines indicated on this instruction sheet.)*



- Wait to receive a letter from the Adult and Student Services Center informing you that you have been admitted. Admission takes approximately two weeks.

Save the letter! You will need the 10-digit Student ID number included at the bottom left-hand corner.



Have questions about the course? CONTACT Joyce Zander at 263-4602 or jzander@education.wisc.edu

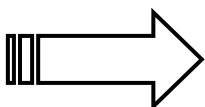
Have questions about the status of your application? Having trouble completing the online application? Contact the Adult and Student Services Center, 608-263-6960.

Step 2	<p>Registration authorization You do not need authorization to register for this class.</p>
---------------	---

Step 3	<p>Activating your NetID and Password <i>You can do this as soon as you receive your 10-digit Student ID. Previously enrolled UW students may already have completed this step. If you have an email account @wisc.edu, your NetID is the portion before the @ sign.</i></p>
---------------	--

HINT: The web site http://registrar.wisc.edu/Enrollment_demos.php shows step-by-step instructions of Steps 3 and 4, including images of the web pages.

- Go to My UW, <http://my.wisc.edu>.
- Click on the “Activate your NetID” link near the top right of the page. You will need your 10-digit Student ID and your birthdate.
- Write down your NetID and password. You will need them to enroll.



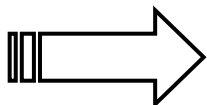
Trouble activating your NetID? Forgot your Password? Contact the DoIT help desk, 608-264-4357.

Step 4

Enrolling in your Class

Please enroll by November 30, 2009 to ensure that you do not receive the \$25.00 late enrollment fee.

- Go to MyUW, <http://my.wisc.edu>. Input your NetID and password. Click on “Student Center.”
- Click on “Course Enrollment” link. (If Select Term pops up, choose correct term.) Make sure the enrollment term is correct (**FALL 2009**). If not, click “Change Term.”
- Input the five digit class number, **94558**, in the “Enter Class Nbr” box, then click “Enter.”
- A new screen will pop-up showing the class you have selected. It should identify the class as **GENERAL SEMINAR (SE Asian Communities)**. You may also find some course notes regarding the course. Under the “Class Preferences” section, you will find the word “Units”. Select 1 for the number of credits or units for this course if 1 is not selected.
- Click on “Next”. A new screen will pop-up stating that you have added the course to your enrollment shopping cart. The blue box (“FALL 2009 Enrollment Shopping Cart”) should appear with the course information.
- Click on “Continue Enrolling”. Confirm that the course information is correct and then click on “Finish Enrolling”.
- If you were able to successfully add the class, a green check mark should appear on the right side of the box under “status”. If you were not successfully able to add the class, a red X will appear under “status”. An explanation of the error is to the left of “status”. You can click on “Fix Errors” to correct any incorrect information.
- Verify your schedule by clicking on the “My Class Schedule” button to see if your course is listed.



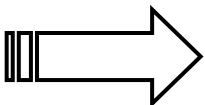
Trouble with Step 4? Contact the Enrollment Help Desk, 608-262-0920 or the Adult and Student Services Center, 608-263-6960

Step 5

Paying for your class

Seg Fees only.

- After you enroll, the Bursar’s Office will bill you. Expect the bill within two weeks of enrolling. The bill will **not** identify the class for which you are being billed.
- Pay the bill by the deadline, or you will be charged a \$100 late payment fee. You can check the status of your bill and payment via MyUW in the “Student Center”.
- If you stop attending the course or decide not to attend at all, you **MUST** drop the course or you will be responsible for any fees or charges.



Trouble with Step 5? Contact the Bursar, 608-262-3611.

SUMMARY:

As you go through the steps, keep track of the following information for your records:

What you need:	How to get it:	Keep track here:
Your 10-digit Student ID (SID)	It is included in your admission letter or email. <i>See Step 1.</i>	
Your NetID	Once you get your SID, you can activate your NetID by going to http://my.wisc.edu . Your NetID is based on your name. <i>See Step 3.</i>	
Your NetID Password	You will create one when you activate your NetID. <i>See Step 3.</i>	
The five-digit class number for GENERAL SEMINAR (SE Asian Communities) , Instructor: Peggy Choy		call number: 94558